

**Press Release: Immediate Release**

**ABU DHABI COMMERCIAL BANK PJSC REPORTS**  
**SECOND QUARTER 2013 NET PROFIT OF AED 917 MN,**  
**FIRST HALF 2013 NET PROFIT OF AED 1,820 MN**

**Abu Dhabi, 30 July 2013** – Abu Dhabi Commercial Bank PJSC (“**ADCB**” or the “**Bank**”) today reported its half year financial results for the period ended 30 June 2013 (“H1’13”).

**Highlights (H1’13 vs. H1’12)**

- Net profit up 17% at AED 1,820 mn compared with AED 1,556 mn
- Total operating income up 10% at AED 3,735 mn (Q2’13 record operating income at AED 1,991 mn)
- Interest expense\* improved 31% at AED 941 mn
- Non-interest income up 31% at AED 1,016 mn
- Operating profit before impairment allowances up 13% at AED 2,653 mn (Q2’13 record operating profit at AED 1,426 mn)
- Cost to income ratio improved to 29% from 30.8%
- Capital adequacy ratio at 20.96% and Tier I capital at 16.35% as at 30 June 2013
- Net loans at AED 125.4 bn, up 2% compared with AED 123.2 bn as at 31 December 2012
- Deposits from customers at AED 111.4 bn, up 2% compared with AED 109.2 bn as at 31 December 2012
- The Bank bought back 262,981,483 ordinary shares at a total consideration of AED 1,158 mn as at 30 June 2013. (Following the reporting date, the Bank further bought back 77,620,129 ordinary shares at a total consideration of AED 378 mn.)

\* Includes Islamic profit distribution

Commenting on the Bank’s performance, **Eissa Al Suwaidi**, Chairman of ADCB said: “I am pleased to announce that the Bank has had another profitable quarter, generating consistent and quality earnings, reporting record operating income and operating profit for the quarter. We continue to remain prudent in our risk management approach, which resulted in an improved provision coverage ratio as at 30 June 2013. In addition, the Bank repaid the entire amount of Tier 2 loan of AED 6.7 bn from the Ministry of Finance in the first half of 2013 and substituted this with lower cost funding from the wholesale markets. As a result of the share buyback and our improved financial performance, the Bank reported a significant improvement in return on equity at 17.4% in Q2’13. As at 30 July 2013, the Bank bought back 6.1% of its issued share capital equivalent to 340.6 mn ordinary shares. This success confirms the effectiveness of our strategic pillars, which have proven fundamental in supporting and implementing our business objectives. We remain committed to the development of the UAE Banking Sector and continue to deliver long term value for our customers and shareholders.”

**Ala’a Eraiqat**, member of the Board and Chief Executive Officer, commented on the results: “Over the first half of the year, we have succeeded in delivering both top and bottom line growth. First half 2013 net profit of AED 1,820 mn represented an increase of 17% year on year and Q2’13 net profit of AED 917 mn represented an increase of 32% over Q2’12. The Bank reported record revenues and operating profit for the quarter at AED 1,991 mn and AED 1,426 mn respectively. We remain focused on improving our operational efficiency, H1’13 cost to income ratio improved to 29% from 30.8% in H1’12. Furthermore, our disciplined approach to balance sheet and capital management resulted in a strengthened funding profile and lower cost of funds. Our provision coverage ratio improved significantly to 94.2% from 82.2% as at 31 December 2012, driven by our conservative risk management approach. We continue to invest in our future by focusing on our business strategy.”

Press Release: Immediate Release

## ABU DHABI COMMERCIAL BANK PJSC REPORTS SECOND QUARTER 2013 NET PROFIT OF AED 917 MN, FIRST HALF 2013 NET PROFIT OF AED 1,820 MN

Abu Dhabi, 30 July 2013 – Abu Dhabi Commercial Bank PJSC (“ADCB” or the “Bank”) today reported its half year financial results for the period ended 30 June 2013 (“H1’13”).

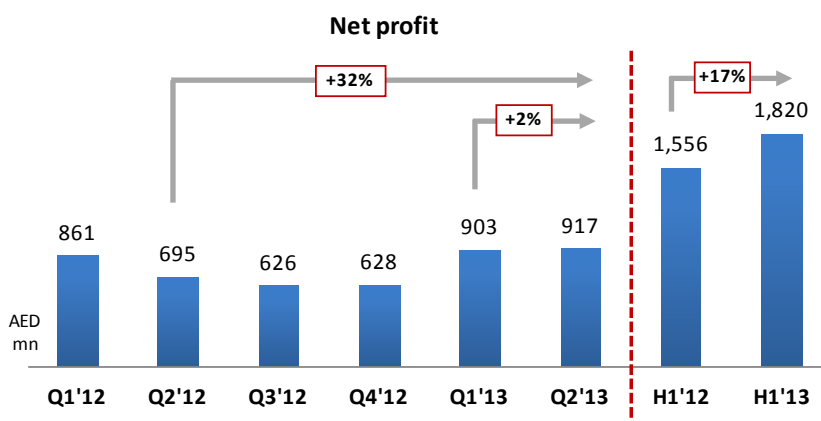
### Further analysis of ADCB’s first half results:

AED million	Quarterly trend					Half year trend		
	Q2’13	Q1’13	Q2’12	Q2’13 Change %		H1’13	H1’12	Change %
Income statement highlights				QoQ	YoY			YoY
Total net interest and Islamic financing income	1,461	1,259	1,374	16	6	2,720	2,605	4
Non - interest income	531	485	353	9	50	1,016	777	31
Operating income	1,991	1,744	1,727	14	15	3,735	3,382	10
Operating expenses	(565)	(517)	(537)	9	5	(1,083)	(1,043)	4
Operating profit before impairment allowances	1,426	1,227	1,190	16	20	2,653	2,339	13
Impairment allowances	(507)	(322)	(492)	58	3	(829)	(779)	6
Overseas income tax (expense)	(2)	(2)	(3)	(23)	(40)	(4)	(4)	(15)
Net profit for the period	917	903	695	2	32	1,820	1,556	17
				QoQ	YTD			
Balance sheet highlights	June’13	March’13	Dec’12	Change %	Change %	June’13	June’12	YoY
Total assets	175,453	179,993	180,796	(3)	(3)	175,453	180,797	(3)
Net loans and advances	125,410	124,378	123,195	1	2	125,410	123,463	2
Deposits from customers	111,399	111,056	109,217	0	2	111,399	111,227	0
Ratios (%)	June’13	March’13	Dec’12	Change bps	Change bps	June’13	June’12	Change bps
CAR	20.96	22.29	23.05	(133)	(209)	20.96	22.34	(138)
Tier I ratio	16.35	17.55	17.47	(120)	(112)	16.35	16.04	31
LTD	112.58	112.00	112.80	58	(22)	112.58	110.98	160

\* The Bank early adopted IFRS 10 with a date of initial application of January 1, 2012. Accordingly, the comparative information of all the quarters for the year 2012 has been restated. Overall annual income statement for 2012 remains unchanged. For further details please refer to Note 2.1 of the Financial Statements for the period ended 30 June 2013.

### Performance indicators

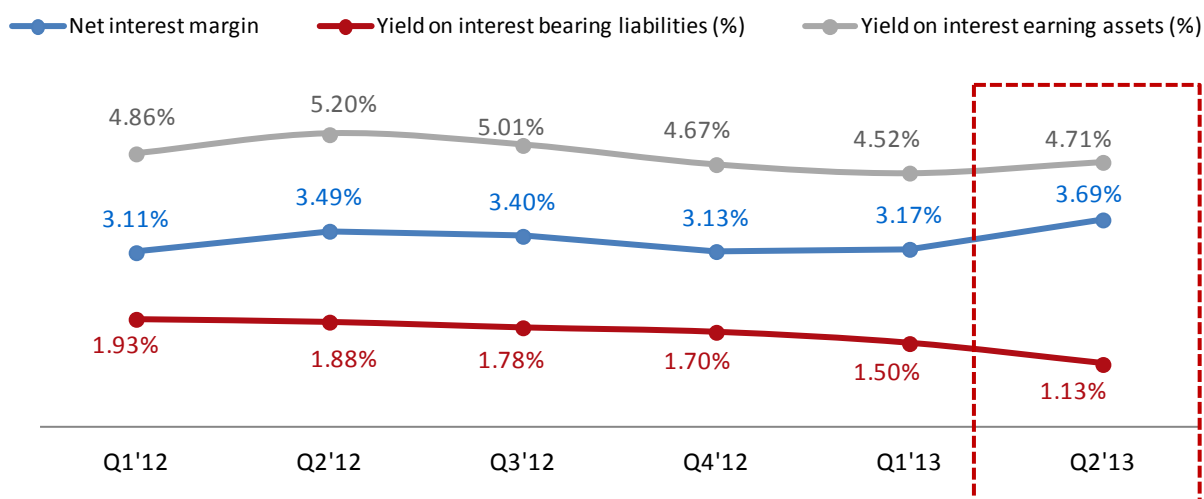
- ADCB reported first half 2013 net profit of AED 1,820 mn compared with AED 1,556 mn in H1’12, an increase of 17%.
- Net profit for the second quarter reached AED 917 mn compared with AED 695 mn in Q2’12 and AED 903 mn in Q1’13, an increase of 32% year on year and 2% quarter on quarter.
- As a result of the share buy back and improved financial performance, the Bank’s ROE improved to 17.4% in Q2’13 from 15.5% in Q2’12 and EPS improved to AED 0.16 in Q2’13 from AED 0.13 in Q2’12.



### Total operating income

- Total operating income for the first half of the year reached AED 3,735 mn, an increase of 10% year on year. On a quarterly basis, Q2'13 total operating income of AED 1,991 mn was a record for the Bank and reflected an increase of 15% year on year and 14% over the previous quarter.
- Total net interest and Islamic financing income for the first half of the year in 2013 reached AED 2,720 mn, an increase of 4% over H1'12, primarily driven by 31% reduction in interest expense year on year, on account of the Bank's improved funding mix, increased CASA volumes and lower EIBOR. In Q2'13, total net interest income and Islamic financing income at AED 1,461 mn recorded an increase of 6% over Q2'12 and 16% over the previous quarter. Net interest margin in Q2'13 was 3.69% and cost of funds was reported at lowest level at 1.13%
- Non-interest income in the first half of 2013 was at AED 1,016 mn, an increase of 31% over H1'12. On a quarterly basis, at AED 531 mn, non-interest income was up 50% year on year and 9% higher over the previous quarter. This was primarily due to the retirement of financial liabilities and associated hedges on the repayment of the Tier 2 loan. Net fees and commission income totaled AED 474 mn in H1'13, compared to AED 515 mn in H1'12, 8% lower year on year, mainly due to higher fees and commission expenses on account of higher reward accruals. This was offset by strong increase in net trading income reported at AED 299 mn in H1'13, up 84% year on year, primarily due to consolidation of funds.

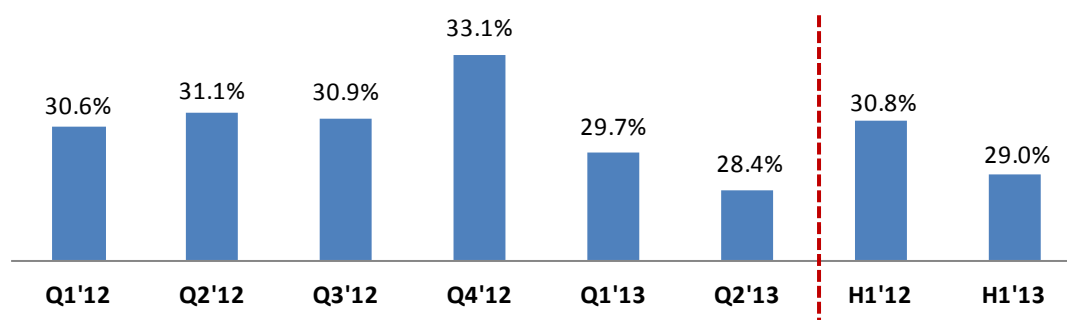
### Evolution of yields



### Cost to income ratio

- Operating expenses totaled AED 1,083 mn in the first half of 2013, 4% higher compared to the corresponding period in 2012. Cost to income ratio improved to 29% in H1'13 from 30.8% in H1'12 driven by both improved top line momentum and proactive cost management. On a quarterly basis, in Q2'13, cost to income ratio was reported at 28.4%, recording an improvement of 270 bps over Q2'12 and an improvement of 130 bps over Q1'13.

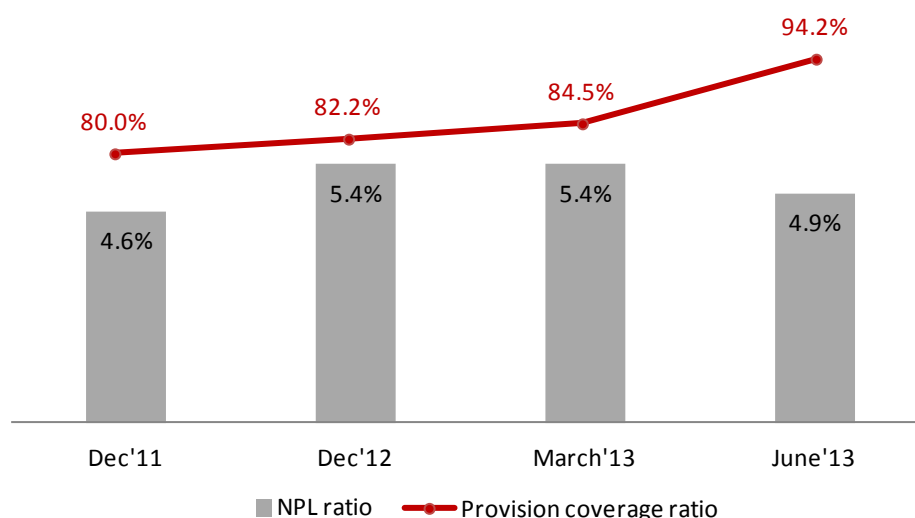
### Cost to income ratio



### Asset quality

- As at 30 June 2013, the NPL ratio was 4.9% and provision coverage ratio was 94.2% compared to 5.4% and 82.2% as at 31 December 2012. Non-performing loans as at 30 June 2013 was at AED 6.4 bn, compared to AED 6.9 bn as at 31 December 2012.
- Portfolio impairment allowance balance was AED 2,521 mn and 1.95% of credit risk weighted assets and Individual impairment balance stood at AED 4,210 mn as at 30 June 2013.
- Impairment allowance for the first half of 2013 was AED 829 mn compared to 779 mn, 6% higher over the same period previous year. Charges for impairment allowances on loans and advances, net of recoveries amounted to AED 855 mn in H1'13, compared to AED 749 mn in H1'12, 14% higher primarily on account of increased portfolio provisions.

#### NPL and provision coverage ratios\*



\* The above excludes the exposure and provision on Dubai World which was moved to performing category in 2011

### Assets (30 June 2013)

- Total assets were at AED 175.4 bn compared with AED 180.8 bn as at 31 December 2012, 3% lower primarily on account of lower acceptances.
- Gross customer loans were reported at AED 132.1 bn compared with AED 129.7 bn as at 31 December 2012, reporting an increase of 2%. As at 30 June 2013, 96% of gross loans were within the UAE, in line with the Bank's UAE centric strategy.
- Investment securities portfolio (Available for sale investments) increased to AED 19.2 bn, compared with AED 18.7 bn as at 31 December 2012, an increase of 3%, mainly attributable to bonds invested in the UAE. 98.5% of the total portfolio was invested in bonds, issued by government, public sector, banks and financial institutions providing a liquidity pool for the Bank.

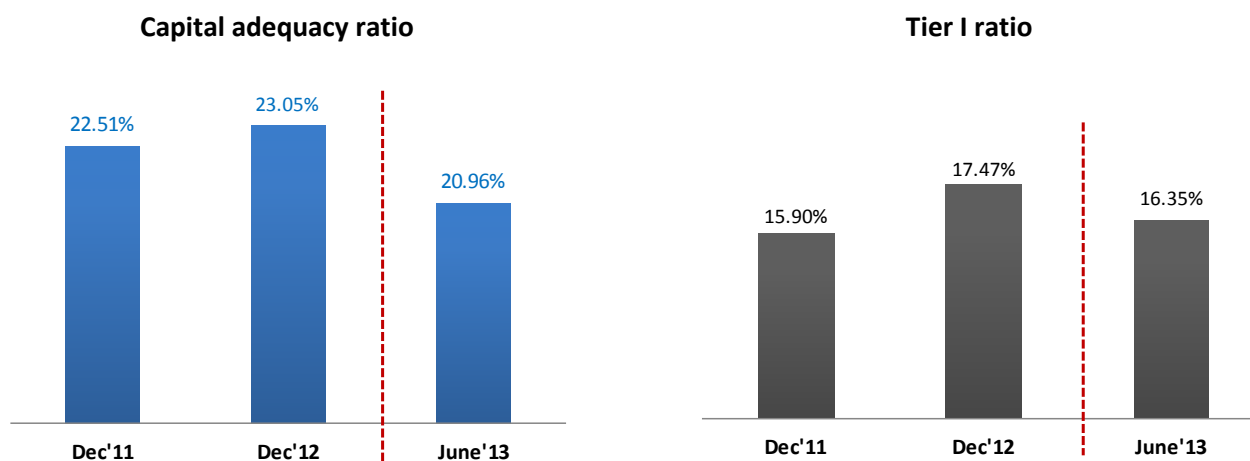
### Customer deposits/Loan to deposit ratio (30 June 2013)

- Customer deposits were AED 111.4 bn compared with AED 109.2 bn, representing an increase of 2% over 31 December 2012.
- Significant improvement in customer deposit constitution, CASA deposits\* were up AED 7.7 bn over 31 December 2012, increased from 33% of total deposits to 39% as at 30 June 2013.
- Loan to deposit ratio was at 112.58% compared with 112.80% as at 31 December 2012.
- Loans to stable resources ratio was at 90% compared with 86% as at 31 December 2012.

\*Includes Islamic current account and savings deposits

### Capital adequacy ratio (30 June 2013)

- During the period ended 30 June 2013, the Bank bought back 262,981,483 ordinary shares at a total consideration of AED 1,158 mn, which resulted in a lower capital adequacy ratio for the bank. As at 30 June 2013, the Bank's capital adequacy ratio was 20.96% compared with 23.05% as at 31 December 2012. The Bank's Tier I ratio stood at 16.35% compared with 17.47% as at 31 December 2012. In addition, the Bank repaid the entire amount of Tier 2 loan of AED 6.7 bn from the Ministry of Finance in the first half of 2013 substituted this with lower cost funding from the wholesale markets.



### Awards - 2013

- 'Best Bank in Payments and Collections' in the Middle East region and the 'Best Bank in Trade Finance' in the UAE by Global Finance Magazine.
- The Human Resources Development Award in Emiratization in the banking industry by The Emirates Institute for Banking & Financial Studies (EIBFS), including the "The Best Emiratization CEO Award", "Honoring UAE Nationals in Higher Management positions in the Banking Sector Award" and "Distinguished Woman in the Banking & Finance sectors Award".
- The Banker Middle East Product Awards 2013, "Best New SME Product", "Best Trade Finance Offering" and "Best Cash Management".
- Group Business Services Division achieved ISO 9001:2008 certification as recognition of the quality management system standard of the bank.
- World Finance Magazine, "The Best Corporate Governance - United Arab Emirates 2013".
- Abu Dhabi Commercial Engineering Services (ADCE), a subsidiary of Abu Dhabi Commercial Bank (ADCB), was awarded ISO certification for its Environmental practices and OHSAS certification for its Occupational Health and Safety practices.
- The Banker 'Deals of the Year' 2013 Awards; Winner of Deal of the Year 2013: Middle East - Restructuring Category - Global Investment House Restructuring Deal, Winner of Deal of the Year 2013: Middle East - Islamic Finance Category Jebel Ali Free Zone Sukuk refinancing.
- Banker Middle East Industry Awards 2013; Best Transaction Bank, Best Corporate Bank.
- 'Highly Commended for the Best Trade Bank in the Middle East and North Africa' by Trade Finance Excellence Awards 2013.
- 'Best Trade Bank in the Middle East – Silver' by TFR Excellence Awards 2013.

## About ADCB:

ADCB was formed in 1985 and as at 30 June 2013 employed over 3,000 people from 55 nationalities, serving over 500,000 retail customers and approximately 39,000 wholesale clients in 50 branches, 3 pay offices in the UAE and 2 branches in India and 1 branch in Jersey. It is the fourth largest bank in the UAE and third largest in Abu Dhabi by assets, at AED 175 bn as at 30 June 2013.

ADCB is a full-service commercial bank which offers a wide range of products and services such as retail banking, wealth management, private banking, corporate banking, commercial banking, cash management, investment banking, corporate finance, foreign exchange, interest rate, currency, derivative and Islamic products, project finance and property management services.

ADCB is owned 58.08% by the Abu Dhabi Government through the Abu Dhabi Investment Council. Its shares are traded on the Abu Dhabi Securities Exchange. As at 30 June 2013, ADCB's market capitalisation was AED 27 bn.

For further details please contact

Corporate Communications

Majdi Abd El Muhdi

E: [majdi.a@adcb.com](mailto:majdi.a@adcb.com)

Investor Relations

Denise Caouki

E: [adcb\\_investor\\_relations@adcb.com](mailto:adcb_investor_relations@adcb.com)

*This document has been prepared by Abu Dhabi Commercial Bank PJSC ("ADCB") for information purposes only. The information, statements and opinions contained in this presentation do not constitute a public offer under any applicable legislation or an offer to sell or solicitation of an offer to buy any securities or financial instruments or any advice or recommendation with respect to such securities or other financial instruments. This document is not intended for distribution in any jurisdiction in which such distribution would be contrary to local law or reputation.*

*The material contained in this press release is intended to be general background information on ADCB and its activities and does not purport to be complete. It may include information derived from publicly available sources that have not been independently verified. No representation or warranty is made as to the accuracy, completeness or reliability of the information. It is not intended that this document be relied upon as advice to investors or potential investors, who should consider seeking independent professional advice depending on their specific investment objectives, financial situation or particular needs.*

*This document may contain certain forward-looking statements with respect to certain of ADCB's plans and its current goals and expectations relating to future financial conditions, performance and results. These statements relate to ADCB's current view with respect to future events and are subject to change, certain risks, uncertainties and assumptions which are, in many instances, beyond ADCB's control and have been made based upon management's expectations and beliefs concerning future developments and their potential effect upon ADCB.*

*By their nature, these forward-looking statements involve risk and uncertainty because they relate to future events and circumstances which are beyond ADCB's control, including, among others, the UAE domestic and global economic and business conditions, market related risks such as fluctuations in interest rates and exchange rates, the policies and actions of regulatory and Governmental authorities, the impact of competition, the timing impact and other uncertainties of future acquisition or combinations within relevant industries.*

*As a result, ADCB's actual future condition, performance and results may differ materially from the plans, goals and expectations set out in ADCB's forward-looking statements and persons reading this document should not place reliance on forward-looking statements. Such forward-looking statements are made only as at the date on which such statements are made and ADCB does not undertake to update forward-looking statements contained in this document or any other forward-looking statement it may make.*